

The Gel-Tech batteries are lead-lead dioxide systems. The dilute sulfuric acid electrolyte is absorbed by separators and plates and thus immobilized. Should the battery be accidentally overcharged producing hydrogen and oxygen, special one-way valves allow the gases to escape thus avoiding excessive pressure build-up. Otherwise, the battery is completely sealed and is, therefore, maintenance-free, leak proof and usable in any position.



Specification

Cells Per Unit	3
Voltage Per Unit	6
Capacity	2.8Ah@20hr-rate to 1.75V per cell@25°C
Weight	Approx. 0.55kg
Max. Discharge Current	42A (5sec)
Internal Resistance	Approx.25mΩ
Operating Temperature Range	Discharge:-40°C~50°C Charge:0°C~50°C Storage:-20°C~50°C
Normal Operating Temperature Range	25°C±5°C
Float charging Voltage	6.75 to 6.90V DC / unit Average at 25°C
Recommended Maximum Charging Current Limit	5.6A
Equalization and Cycle service	7.5 to 7.8V DC / unit Average at 25°C
Self Discharge	SunTransfer batteries can be stored for more than 12 months at 25°C. Please charge batteries before using. For high temperature, the time interval will be shorter.
Terminal	Faston Tab 187(T1)
Constainer Material	ABS(UL94-HB) Flam mability resistance of UL94-V0 can be available upon request.

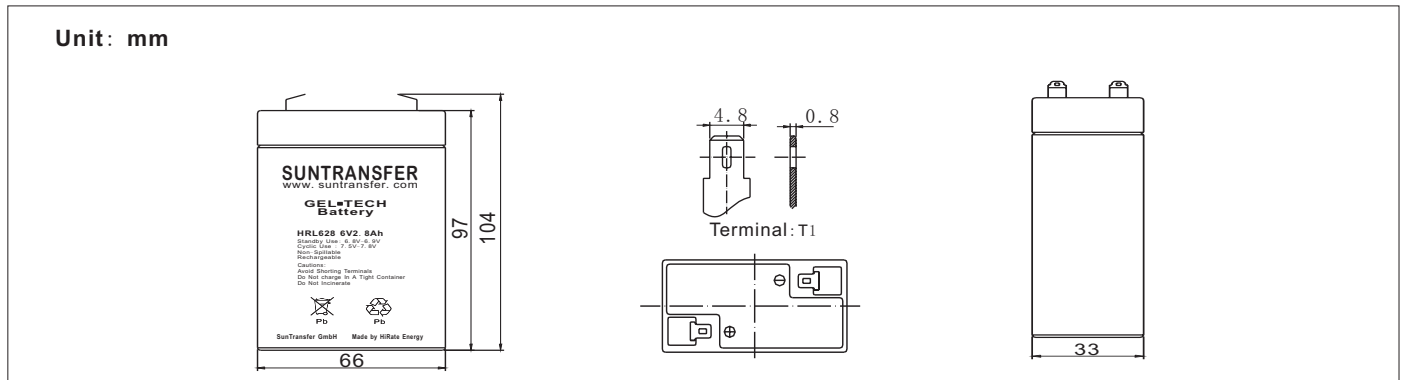


EST0903-012-S



ISO9001:2000 Certificate

Dimensions

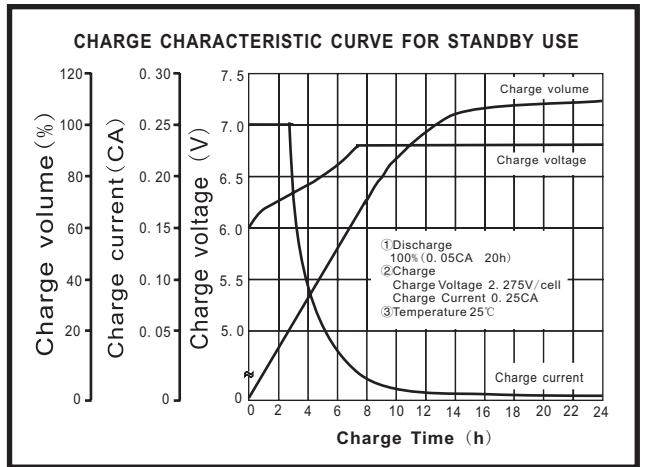
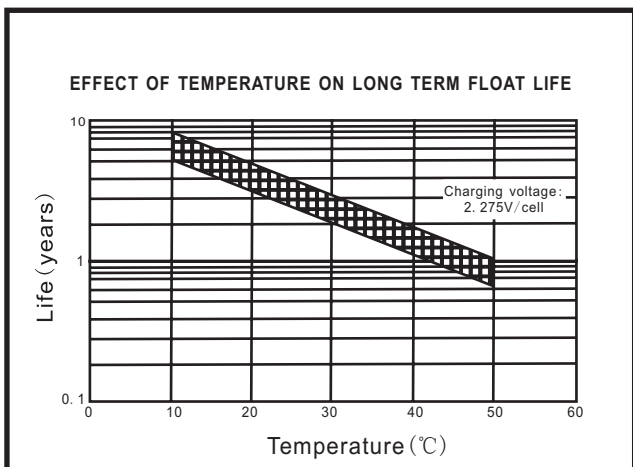
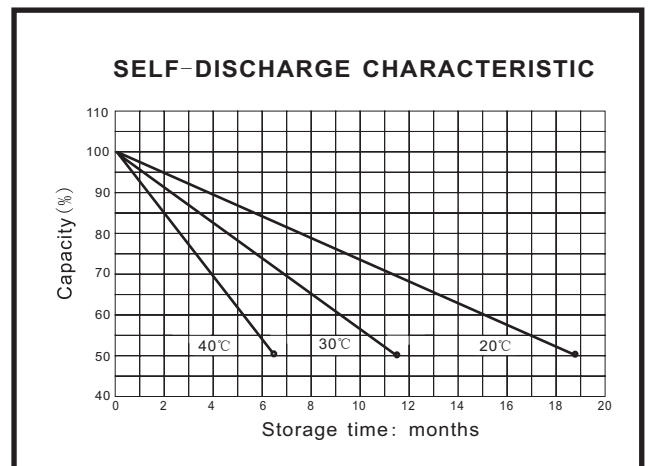
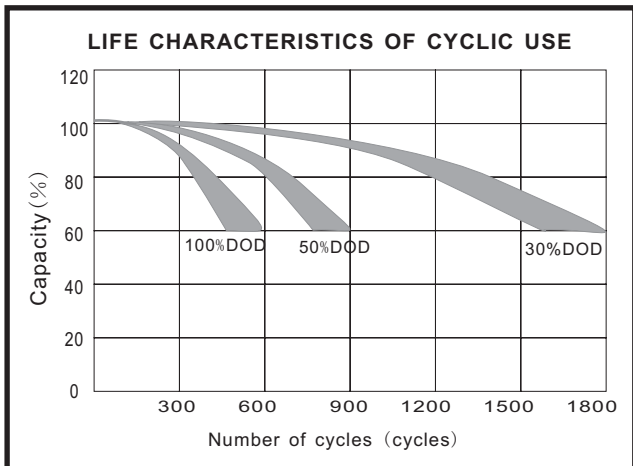
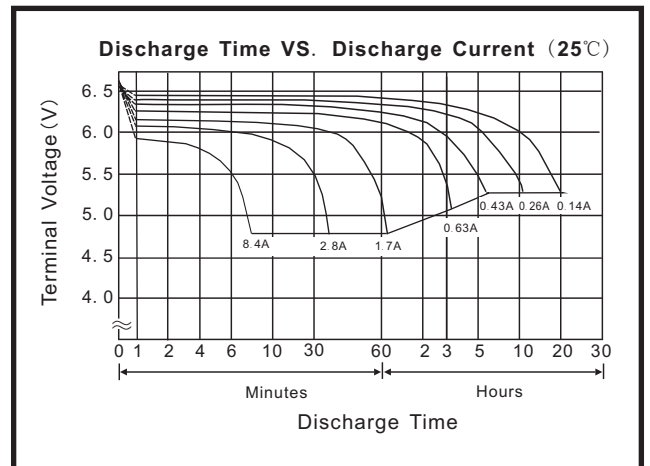
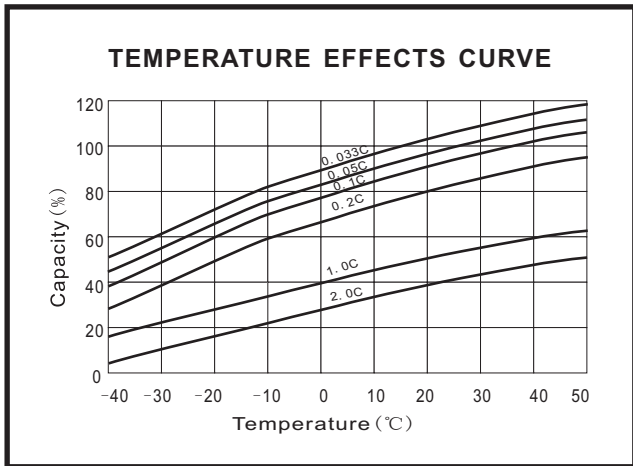


Constant Current Discharge Characteristics Unit: A (25°C, 77°F)

F.V/Time	5min	10min	15min	30min	45min	1h	3h	5h	10h	20h
1.60V	12.20	7.00	5.22	3.22	2.10	1.90	0.72	0.47	0.26	0.14
1.65V	10.00	6.65	5.01	3.08	2.05	1.87	0.70	0.47	0.26	0.14
1.70V	9.17	6.42	4.84	2.80	1.98	1.82	0.65	0.46	0.26	0.14
1.75V	8.92	6.20	4.78	2.66	1.92	1.73	0.63	0.45	0.26	0.14
1.80V	8.37	5.93	4.38	2.46	1.85	1.62	0.61	0.42	0.25	0.13

Constant Current Discharge Characteristics Unit: W (25°C, 77°F)

F.V/Time	5min	10min	15min	30min	45min	1h	3h	5h	10h	20h
1.60V	19.60	12.60	9.66	5.95	4.09	3.36	1.35	0.89	0.52	0.28
1.65V	19.00	12.30	9.52	5.85	3.99	3.34	1.33	0.88	0.52	0.28
1.70V	17.90	12.20	9.44	5.46	3.86	3.28	1.31	0.86	0.52	0.28
1.75V	17.40	12.10	9.32	5.24	3.74	3.22	1.27	0.85	0.52	0.28
1.80V	16.50	11.70	8.68	4.91	3.61	3.04	1.24	0.82	0.50	0.26



Charging Procedures

Application	Charge Voltage (V/cell)			Max. Charge Current
	Temperature	Set Point	Allow able Range	
Cycle Use	25°C	2.55	2.50~2.60	2C
Standby Use	25°C	2.275	2.25~2.30	

Charge the batteries at least once every 12 months, if they are stored at 25 °C

Charging Method

Constant Voltage	7.5~7.8V, 5~11h, Max. Current 2CA
Constant Current	0.1CA×5h
Fast	0.3CA×1.7h

Discharge Current VS. Discharge Voltage

Final Discharge Voltage V/cell	1.75	1.7	1.6	1.3
Discharge Current(A)	0.2C > (A)	0.2C < (A) < 0.5C	0.5C < (A) < 1.0C	(A) > 1.0C

Sales Office URL: www.suntransfer.com

SunTransfer GmbH

Langemarckstr. 112, D-79100 Freiburg, Germany
Tel: +49-761-88859990
Fax: +49-761-88859915